

Home Banking - Enrollment Instructions:

1. Go to the Tri Boro Federal Credit Union Online banking website <https://www.shareteccu.com/triborofcu/> choose the **Enroll Now** Link on the right side of the Online Banking section on the first page.


The screenshot shows a web browser at the URL [shareteccu.com/triborofcu/](https://www.shareteccu.com/triborofcu/). The page features the Tri Boro Federal Credit Union logo and a navigation bar with "Welcome / Sign In". Below this, a message reads "Welcome to Tri Boro FCU's Online Banking Portal." The page is divided into two main sections: "Returning Members" and "New Members". The "New Members" section is highlighted with a red box and a red arrow pointing to it. This section contains the text: "Click [HERE](#) to enroll now" and "Please contact the credit union if you wish to enroll to use our online banking system." The "Returning Members" section includes a "Login ID:" label, an input field, and a "Login" button. At the bottom right, there is a "digicert EV SECURE" logo with a "Click to Verify" button and the text "SSL Certificate".

2. The next screen to appear will ask you to provide the following information so that we may verify your identity.

All of the information that you enter on this screen must match the information that the Credit Union has on file for you. If the information does not match you will not be able to complete the automated enrollment until the Credit Union has updated your information in their computer system.

You must mark the box acknowledging you agree to the terms in the Online Banking Disclosure.

← → ↻ 🏠 🔒 shareteccu.com/triborofcu/tools/signup



Sign up for Home Banking

You must currently be a member of this credit union to sign up for home banking, please enter your information below.

MEMBER NUMBER:

SOCIAL SECURITY:
(no dashes)

EMAIL:

CONFIRM EMAIL:


BIRTH DATE: (MM/DD/YYYY)

Check to agree to the [Online Banking Disclosure](#)

3. Once you have successfully entered your information and acknowledged that you have read the Online Banking Disclosure you will receive the following message in the screen that appears below.

You will see the “Welcome to Home Banking”

Your temporary password will be emailed to the email address you provided. You can not log on until you receive the email containing your temporary password. If you don't receive this after a few minutes, please check your spam/junk folder of your email.




You can click on the “Click Here to Login” Link at the bottom of the screen

This is what the email looks like:

----- Original message -----
From: Home Banking System Administrator <homebanking@shareteccu.com>
Date: 3/19/20 8:33 AM (GMT-05:00)
To: "
Subject: Home Banking Alert

Your new password is: 1430814

- Once you have received the Home Banking login screen you must enter your New Login ID in the Login ID field and click the "Login" Button that appears below the Login ID.



Welcome / Sign In

Welcome to Tri Boro FCU's Online Banking Portal.

Returning Members	New Members
<p>If you are already enrolled in Online Banking then enter your Login ID below.</p> <p>Login ID: <input data-bbox="386 1077 639 1115" type="text"/></p> <p><input data-bbox="467 1125 555 1159" type="button" value="Login"/></p>	<p>Click HERE to enroll now Please contact the credit union if you wish to enroll to use our online banking system.</p>



5. You will now be asked to provide answers to “challenge” questions and provide a confidence word. This confidence word that you choose is displayed each time you log in so that you can be confident that you are truly connected to the Credit Union’s Home Banking Site.

Once you have answered the challenge questions and entered a confidence word click the Save button at the bottom of the screen.

You may also mark the box “Remember me on this computer”. By doing this each time you log in to Home Banking you will NOT have to answer the challenge questions when using the same PC.

← → ↻ 🏠 🔒 shareteccu.com/triborofcu/tools/setupword?force=true



Enrollment

You must now select your authentication questions and a confidence word. Each of the three drop-down menus contains eight questions and you must select and answer one from each menu. Then you must select a confidence word. These extra validations will ensure you've connected to the authorized home banking site."

AUTHENTICATION QUESTION 1 ▼
ANSWER

AUTHENTICATION QUESTION 2 ▼
ANSWER

AUTHENTICATION QUESTION 3 ▼
ANSWER

CONFIDENCE WORD

Remember me on this computer.

6. Once you click the Save button above the following screen will appear. You can now log in by clicking on the "Click Here to Login" Link at the bottom of the screen.



Request Successful. Thank you.

Your confidence word has been set. Please store in a safe place.

[Click Here to Login](#)

7. Once again, the Home Banking sign on screen will be displayed. Enter your NEW Login ID in the Login ID field. And click the Log in button.

The Sign On screen will display again showing the confidence you have chosen and ask for your Password.

Enter the temporary password that was sent to your email address in the Password field and click the Login Button.

← → ↻ 🏠 🔒 shareteccu.com/triborofcu/login

Verify Confidence Word and Enter Password

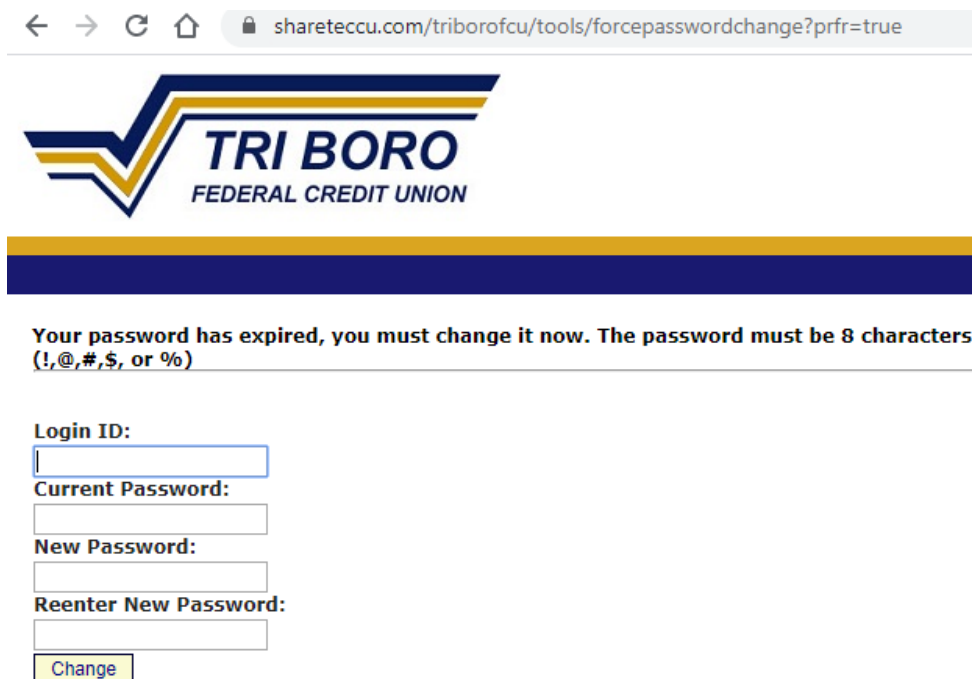
⚠️ Please enter the Login ID name and Password.

Welcome to Tri Boro FCU's Online Banking Portal.


Returning Members	New Members
<p>To enhance the security of your account we will display a confidence word and ask you to enter your password. If the confidence word is not what you selected during enrollment, DO NOT login and call your credit union immediately to report the incident.</p> <p>Confidence Word: Leib</p> <p>Password: <input type="password"/></p> <p><input type="button" value="Login"/> <input type="button" value="Return"/></p> <p>Forgot Your Password?</p>	<p>Click HERE to enroll now</p> <p>Please contact the credit union if you wish to enroll to use our online banking system.</p>

SSL Certificate

8. You will now be asked to change your temporary password.
Enter your NEW Login ID in the Login ID Field.
Enter the temporary password that was sent to your email address in the Current Password field.
Enter your new password in the New Password field.
Your new password must be 8 characters long and contain at least one number and one Character.
Reenter the new password in the Reenter New Password.
Click the Change button.



← → ↻ 🏠 🔒 shareteccu.com/triborofcu/tools/forcepasswordchange?prfr=true



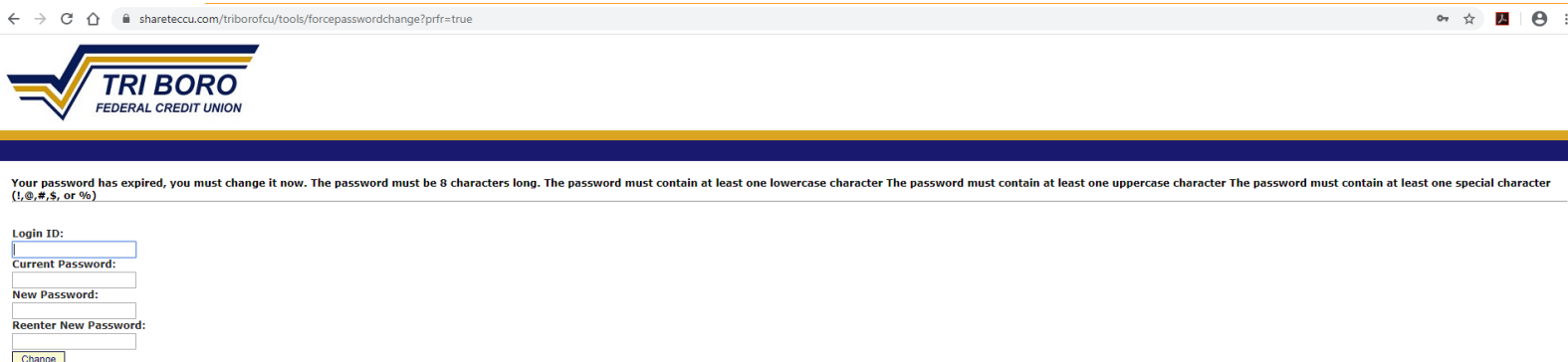
Your password has expired, you must change it now. The password must be 8 characters long (!, @, #, \$, or %)

Login ID:


Current Password:

New Password:

Reenter New Password:



← → ↻ 🏠 🔒 shareteccu.com/triborofcu/tools/forcepasswordchange?prfr=true



Your password has expired, you must change it now. The password must be 8 characters long. The password must contain at least one lowercase character The password must contain at least one uppercase character The password must contain at least one special character (!, @, #, \$, or %)

Login ID:

Current Password:

New Password:

Reenter New Password:

9. Once you have successfully changed your password the following screen will appear.

Congratulations! You are now enrolled in the new Home Banking System.

Click on the highlighted here button and the Home Banking screens will be displayed.

← → ↻ 🏠 🔒 shareteccu.com/triborofcu/tools/forcepasswordchange?prfr=true#self



Your password has been successfully changed. Click [here](#) to return to the Home page.